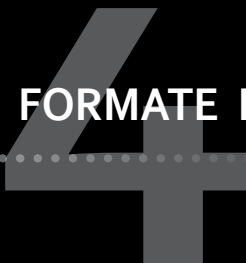




PROFILI FORMATE LA RECE



CORNIER SI L

C

U

PENTRU FIXARE STICLA (TAMPLARIE)

OMEGA SIMETRIC

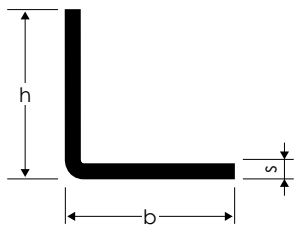
MONOSINA

GHIDAJ INFERIOR PENTRU PORTI CULISANTE ZINCAT

4) PROFILE FORMATE LA RECE

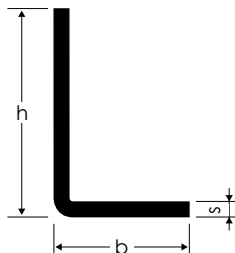
PROFIL L

CU LATURI EGALE



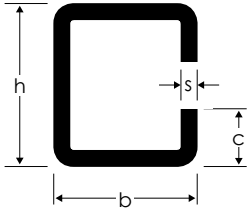
Dimensiuni b x h (mm)	Grosime s (mm)			
	1,5	2	3	4
	Greutate (Kg/m)			
10 x 10	0,20			
15 x 15	0,31	0,40		
20 x 20	0,43	0,56		
25 x 25	0,55	0,72	1,03	
30 x 30	0,67	0,88	1,25	
35 x 35		1,03	1,53	
40 x 40		1,20	1,75	
45 x 45		1,35	2,00	2,63
50 x 50		1,51	2,20	2,95
60 x 60		1,82	2,70	3,50
70 x 70		2,14	3,15	4,15
80 x 80		2,45	3,65	4,76
90 x 90		2,76	4,12	5,46
100 x 100		3,08	4,60	6,00

CU LATURI INEGALE



Dimensiuni b x h (mm)	Grosime s (mm)			
	1,5	2	3	4
	Greutate (Kg/m)			
20 x 10	0,33			
25 x 12	0,42	0,55		
30 x 20	0,55	0,75	1,10	
35 x 20		0,83	1,22	
40 x 20	0,67	0,94	1,34	
40 x 30		1,06	1,56	
45 x 20	0,72	0,99	1,46	
45 x 30		1,11	1,70	
50 x 20	0,79	1,06	1,56	
50 x 30		1,22	1,81	
60 x 30		1,35	2,04	3,20
60 x 40		1,51	2,28	3,01
80 x 40		1,82	2,75	3,64
100 x 50		2,22	3,53	4,46

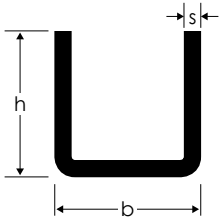
PROFIL C



Dimensiuni (mm)			Grosime s (mm)		
			1,5	2	3
h	b	c	Greutate (Kg/m)		
30	30	10	1,22	1,60	2,38
40	20	10	1,11	1,33	
40	40	10	1,58	2,07	
40	40	15		2,23	3,25
50	30	15	1,58	2,07	
50	30	20		1,57	3,25
60	40	20		2,70	3,96
80	40	20		3,01	4,43
100	50	25		3,80	5,60

PROFIL U

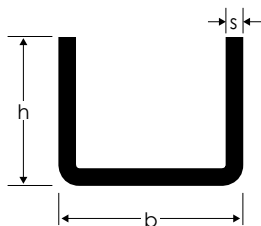
CU LATURI EGALE $b = h$



Dimensiuni b x h (mm)	Grosime s (mm)		
	1,5	2	3
	Greutate (Kg/m)		
10 x 10	0,29		
15 x 15	0,47	0,60	
20 x 20	0,65	0,85	
25 x 25	0,83	1,07	1,53
30 x 30	1,00	1,31	1,89
35 x 35	1,20	1,56	2,25
40 x 40		1,79	2,61
45 x 45		2,02	2,96
50 x 50		2,26	3,32
60 x 60		2,70	3,96
70 x 70			4,80

PROFIL U

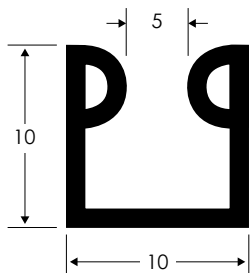
CU LATURI INEGALE $b \neq h$



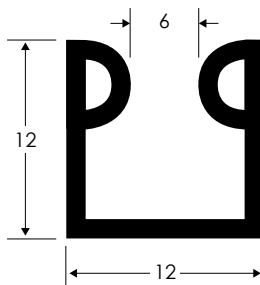
Dimensiuni $h \times b \times h$ (mm)	Grosime s (mm)			
	1,5	2	3	4
	Greutate (Kg/m)			
15 x 8 x 15	0,39			
20 x 10 x 20	0,41	0,54		
30 x 10 x 30	0,84			
10 x 20 x 10	0,38			
40 x 25 x 40	1,18	1,55	2,24	
15 x 30 x 15	0,64	0,85		
20 x 30 x 20	0,77	1,00	1,43	
20 x 40 x 20	0,89	1,16	1,67	
30 x 40 x 30	1,12	1,47	2,14	
20 x 50 x 20	1,00	1,33	1,96	
25 x 50 x 25		1,47	2,14	
30 x 50 x 30		1,64	2,43	3,18
40 x 50 x 40		1,94	2,85	3,70
30 x 60 x 30		1,87	2,61	3,39
40 x 60 x 40		2,10	3,08	4,01
35 x 70 x 35		2,10	3,08	4,01
40 x 80 x 40		2,41	3,58	4,73
50 x 80 x 50		2,73	4,02	5,27
50 x 100 x 50		3,04	4,50	5,90
60 x 120 x 60			5,44	7,15
60 x 140 x 60			5,91	7,78
65 x 160 x 65			6,55	8,61
60 x 180 x 60			7,02	8,75
65 x 200 x 65				9,80
60 x 240 x 60				13,40

PROFIL PENTRU FIXARE STICLA

NEGRE SI ZINCATE



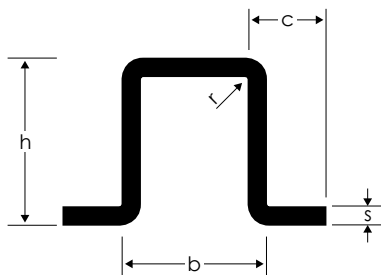
kg/m 0,20



kg/m 0,23

PROFIL OMEGA SIMETRIC

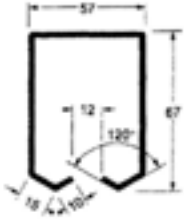
NEGRE SI ZINCATE



Dimensiuni (mm)			Grosime s (mm)		
			2	2,5	3
h	b	c	Greutate (Kg/m)		
50	30	20	2,54	3,14	
60	40	25	3,17	3,92	4,66
80	40	30	3,80	4,71	5,60
100	50	30	4,74	5,88	7,01
120	60	30		6,86	8,20

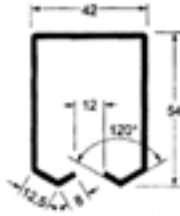
MONOSINA

NEGRE SI ZINCATE



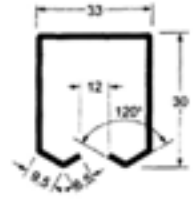
Tip A	30/10	kg/m 5,00
--------------	-------	-----------

Mare



Tip B	25/10	kg/m 3,18
--------------	-------	-----------

Mijlocie

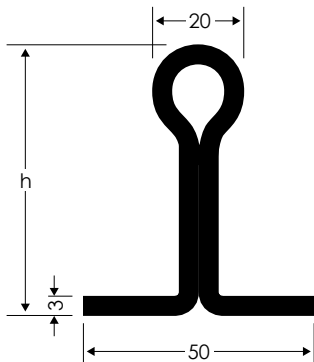


Tip C	20/10	kg/m 1,77
--------------	-------	-----------

Mica

GHIDAJ INFERIOR PENTRU PORTI CULISANTE ZINCAT

SERIE GREA - SERIE USOARA



Serie grea: h = 65 mm

Serie usoara: h = 50 mm